



Substance 3D
Assets



Substance 3D
Sampler



Substance 3D
Designer



Substance 3D
Painter



Substance 3D
Stager


Adobe Substance 3D



Cloth Weave



Climbing Rope






Metal Machined



Plastic Sand Grain Thin

What are you looking for ?

corp My Assets

Decals	233	 OWNED		 OWNED
Stylized	316			
Signature Collections - En...	139			
Discover the new Biomes	47			
Home decoration	351			
Automotive Prototyping	26			
Building facades	197			
Office spaces	196			
Technical Spaces	112			
Cooking Spaces	328			
Skin Micro Details	33			
Skins	82			
Sportswear fabrics	98			
Architecture	339			
Urban Environment	156			
Furniture	160			
Consumer Electronics	54			
Automotive Exterior	237			
Automotive Interior	438			
Creature Skins	21			
3D Print	50			

Plastic Fine Grain Thick
SBSAR & SBS

Plastic Rain Grain
SBSAR & SBS

Plastic Ultra Matt Grain Soft
SBSAR & SBS

Plastic Microbead Grain Medium
SBSAR & SBS

Plastic Microbead Grain Light
SBSAR & SBS

Plastic Leather Grain Medium
SBSAR & SBS

Resin Epoxy
SBSAR & SBS

Aluminium Cnc Knurled
SBSAR & SBS

Grid Grating
SBSAR & SBS

Metal Grill Triangle Scales
SBSAR & SBS

Metal Perforated Hexagons
SBSAR & SBS

Metal Perforated Dots
SBSAR & SBS

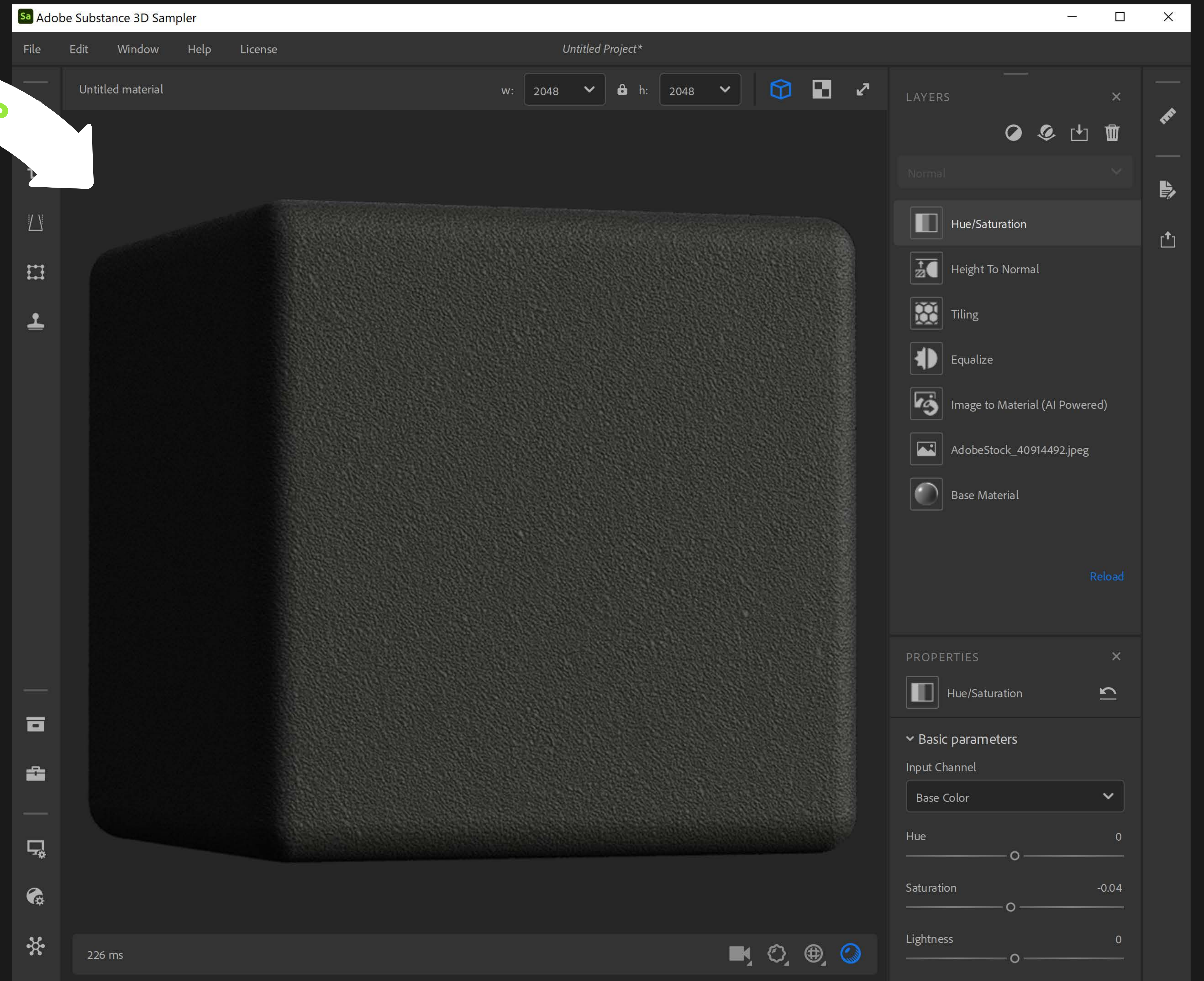


Substance 3D
Sampler

Create your own 3D materials easily



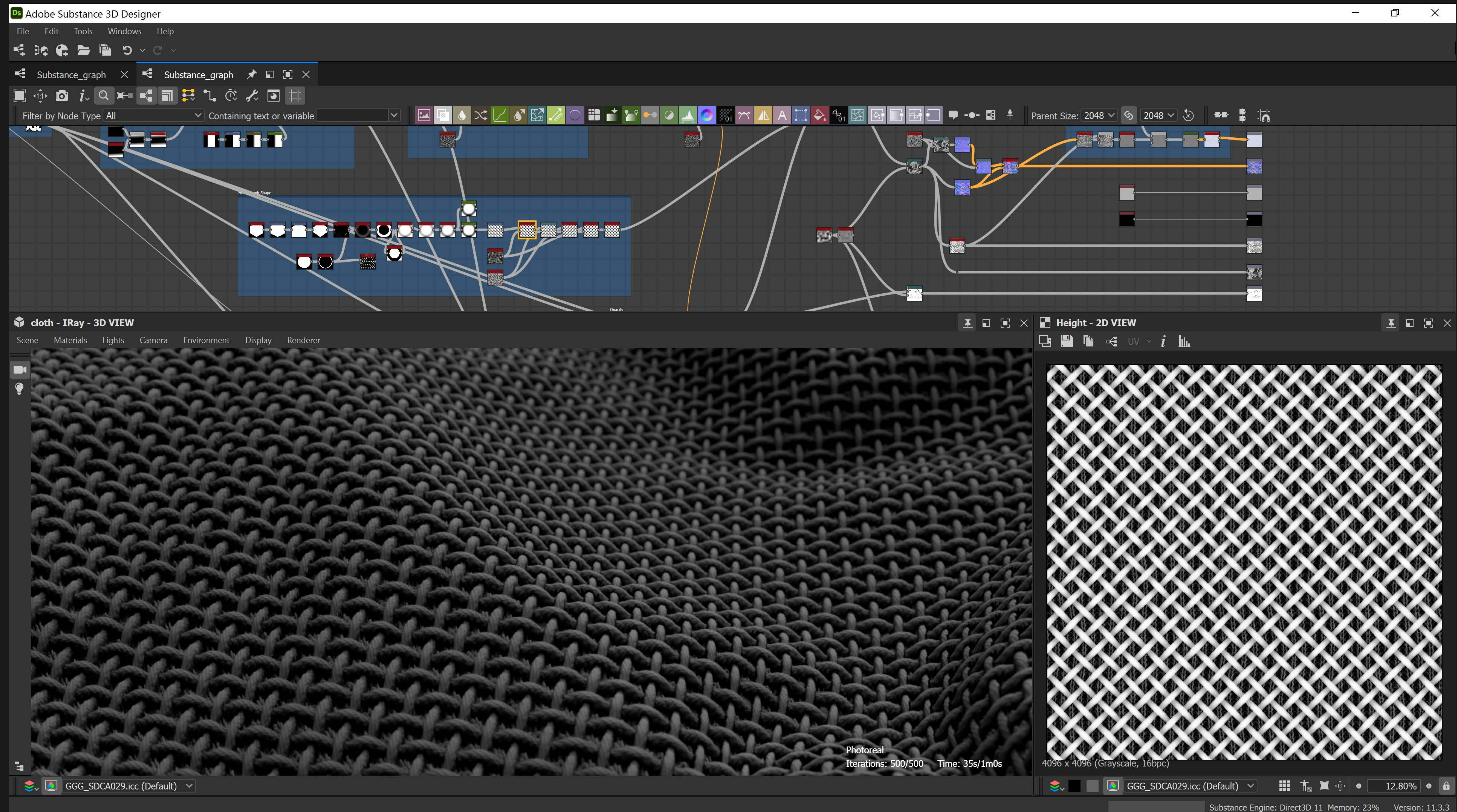
DRAG & DROP

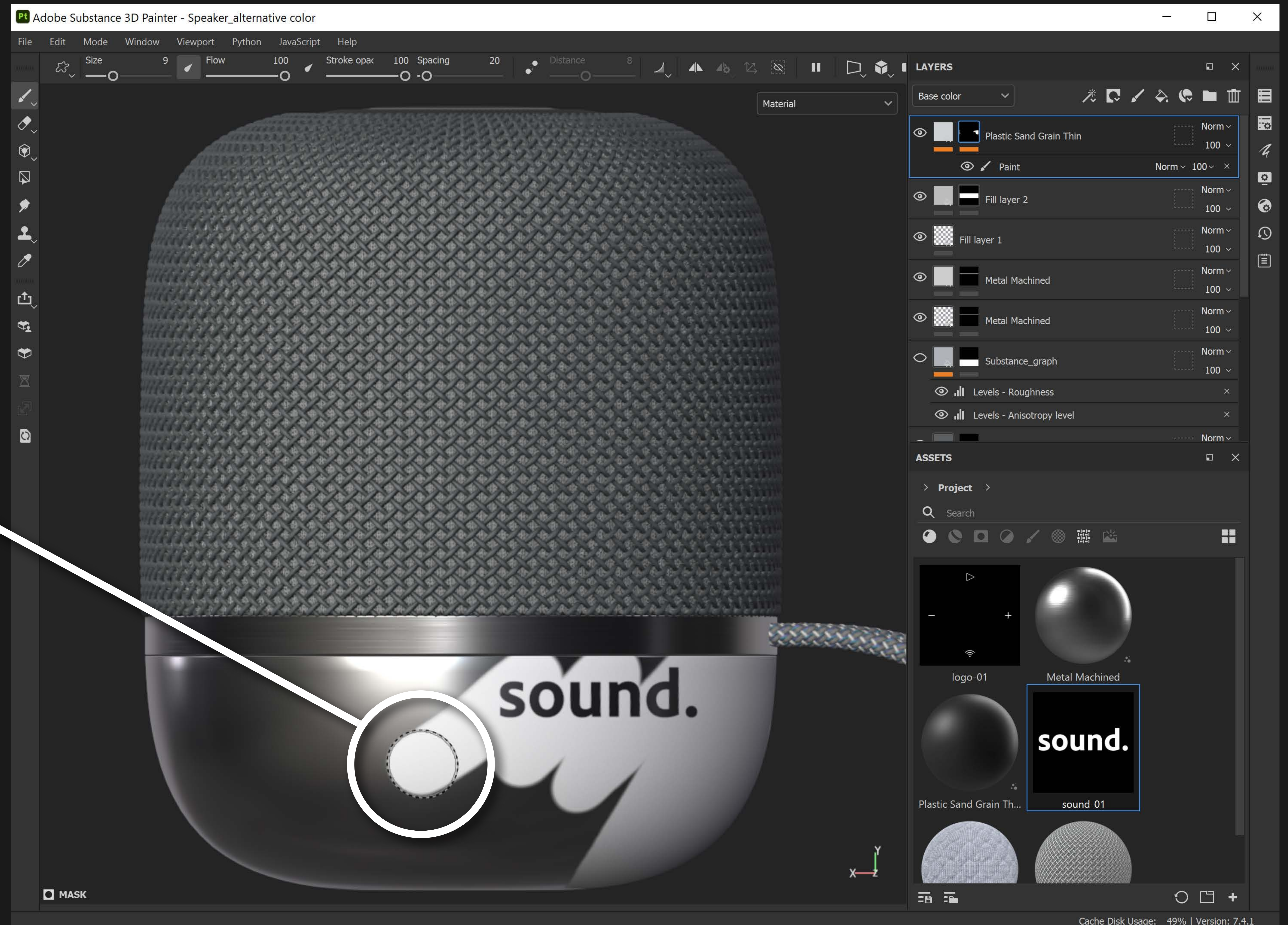


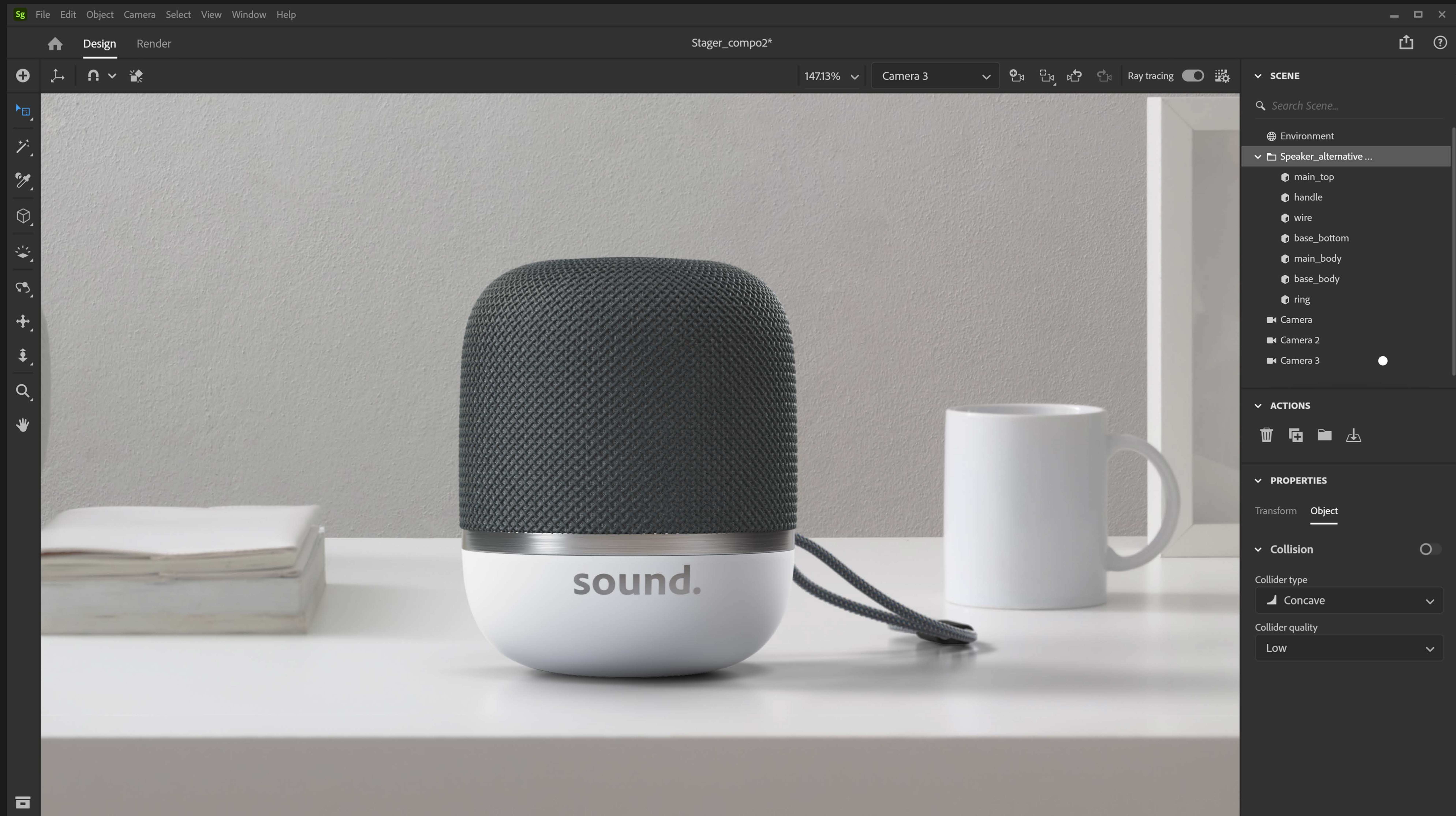



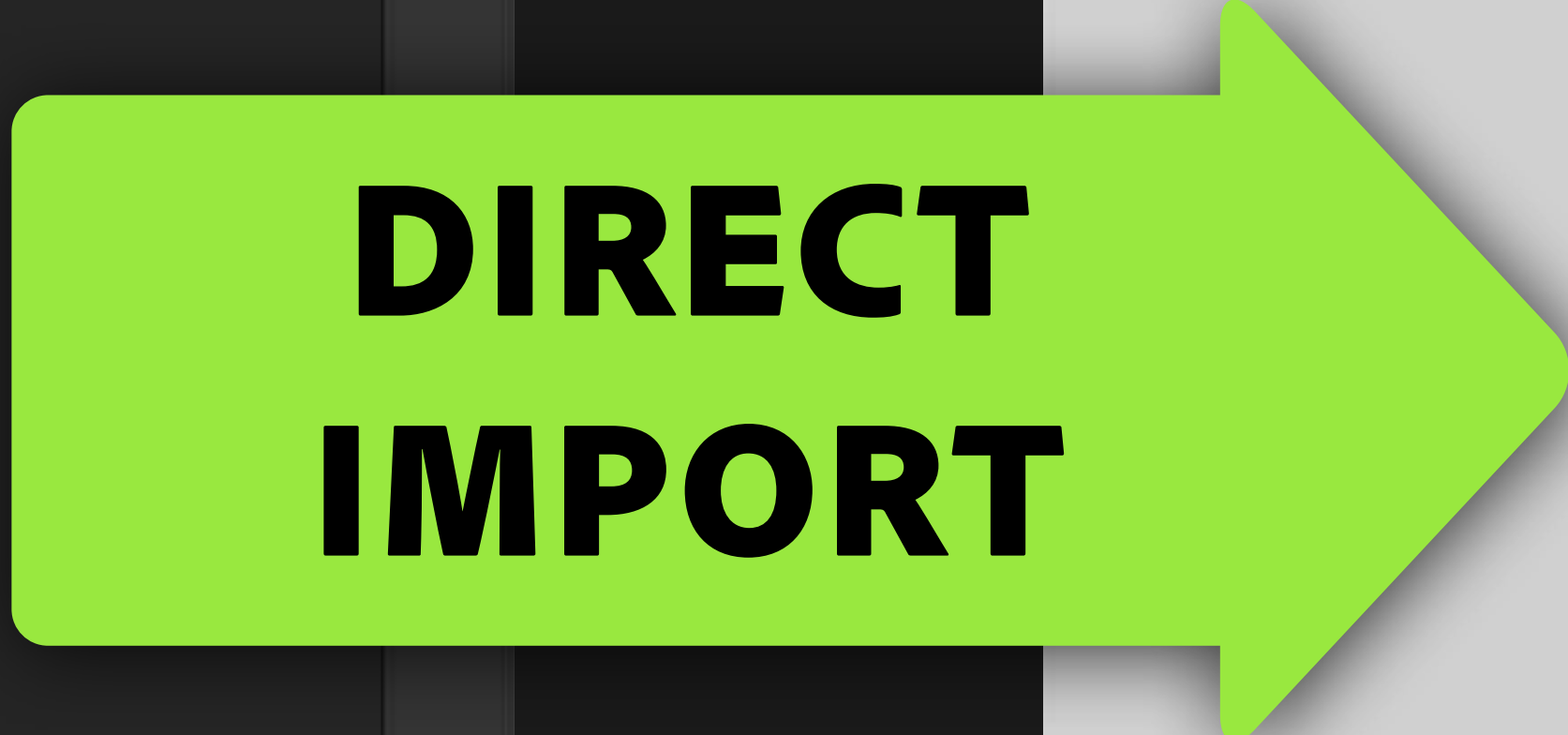
Substance 3D
Designer

Design parametric 3D materials from scratch









3D & AR
Products ▾
3D Assets
Magazine
Community ▾
Learn & Support ▾
Free Trial
Buy now
🔍

Tutorials
Documentation
Livestreams
PBR Guide
Start 3D
☾ ☿

FILTERS
<<

▼ Level

- All levels
- Foundation
- Advanced
- Expert

> Software

> Integrations

> Media

> Duration

All tutorials

FOUNDATION (42)

<p>Sa Create Cloth Weave Materials 04:42</p> <p>Foundation Sa</p> <p>Create Cloth Weave Materials in Substance 3D Sampler</p>	<p>Sa Using Physical Size With Scans 06:56</p> <p>Foundation Sa</p> <p>Using Physical Size with scans in Substance 3D Sampler</p>	<p>Ds Designer Quicktips 36:03</p> <p>Foundation Ds</p> <p>Designer Quicktips</p>	<p>Ds Creating a simple bookshelf Using Substance Models 59:07</p> <p>Foundation Ds</p> <p>Substance 3D Designer- Creating a simple bookshelf</p>
<p>Sg Rendering assets from Substance Painter 17:24</p> <p>Foundation Pt Sa</p> <p>Rendering assets from Substance Painter in Substance 3D Sampler</p>	<p>Ds FIRST STEPS WITH DESIGNER 39:04</p> <p>Foundation Ds</p> <p>First Steps with Designer</p>	<p>Sa FIRST STEPS WITH SAMPLER 26:53</p> <p>Foundation Sa</p> <p>First Steps with Sampler</p>	<p>Pt FIRST STEPS WITH PAINTER 36:46</p> <p>Foundation Pt</p> <p>First Steps with Painter</p>